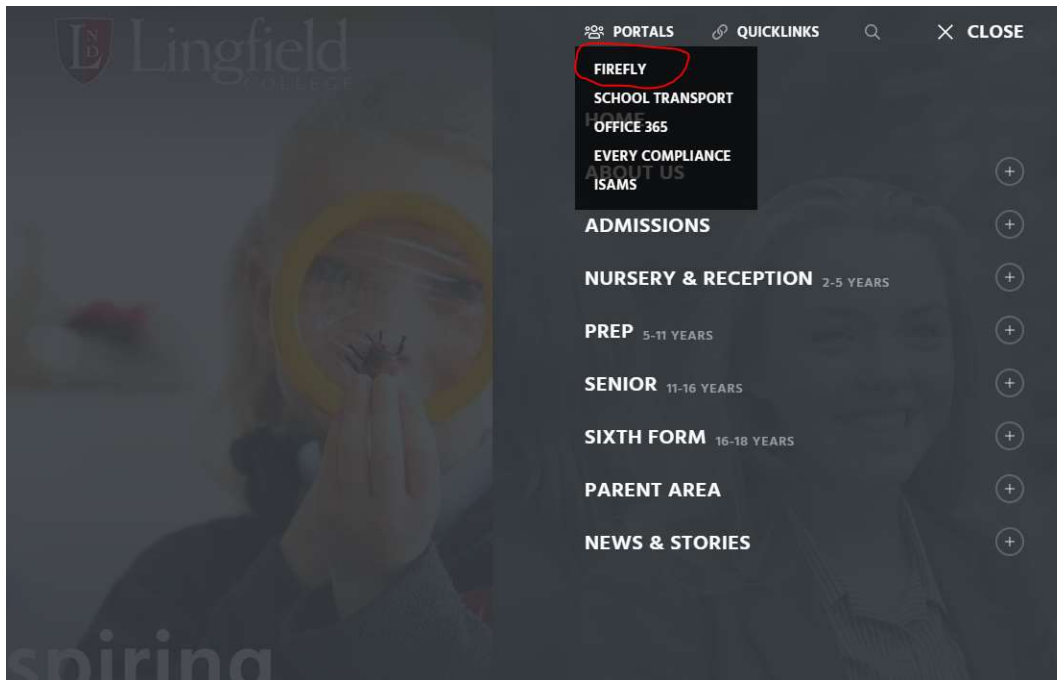




## Firefly and remote learning

Step 1: On your browser, please load the school home page, open MENU and select Firefly from the Portals list



Step 2: Select the prep school portal

## Firefly

Firefly is our secure, collaborative learning platform. Lingfield's Firefly Portals allows teachers to set work, track progress, communicate with parents and share learning resources.

SENIOR SCHOOL PORTAL →

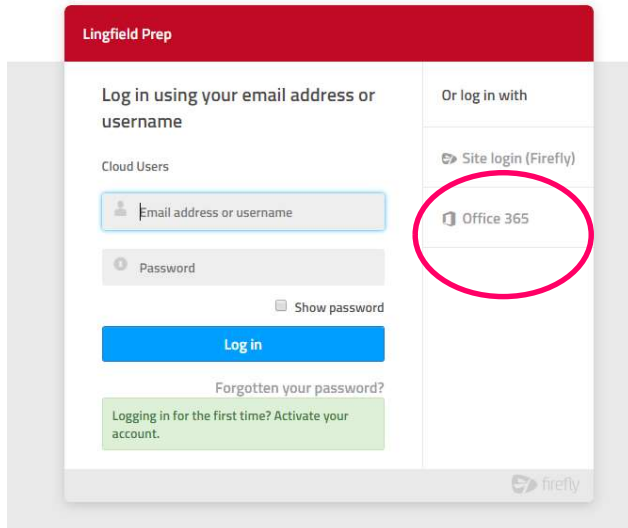
PREP SCHOOL PORTAL →

### How to log in to Firefly

When logging on to Firefly, click on the button which takes you to the Office 365 link. Pupils and staff should log on with their School email and password. Parents should log on using their personal email address and password.

Parents, please see our short video below about how to log into Firefly for the first time.

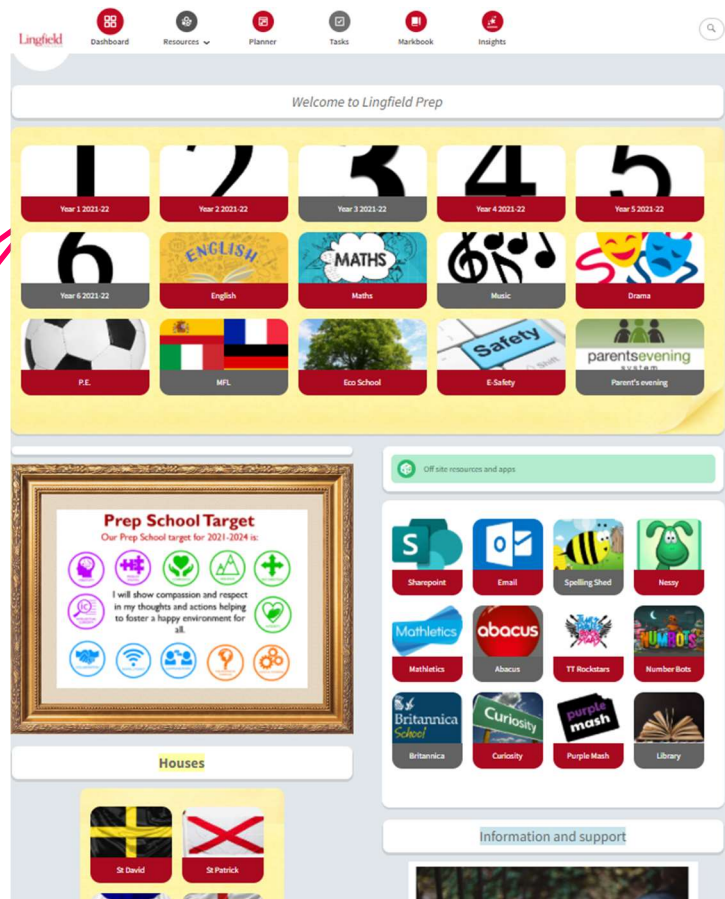
Step 3: If your child remembers their Firefly login, please input that. If not, please select the Office365 button and ask your child to input their normal school/email login.



Please do NOT reset your child's passwords or give more information if 'further authentication is required'. Just press 'cancel'.

You may need to log out of your 365 account before logging your child into FireFly- or use an 'incognito' browser tab.

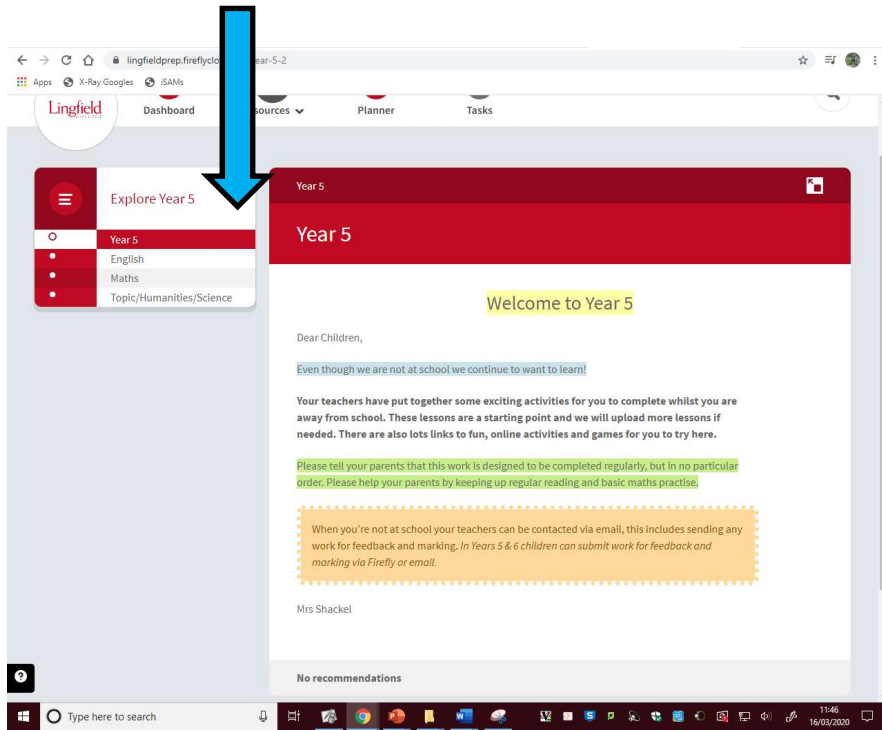
You will now be on the school site (child view)



These buttons direct your child to their learning pages. Please explore the additional subject and Just for Fun pages too!

These buttons link to additional online learning tools such as Mathletics, Active Learn and Spelling Shed. Your child can also access their emails from here

Once you have clicked on the relevant pages, you will see a list of subjects and subfolders. Please work through these, selecting the appropriate set or activity for your child.



Here you will see activities and tasks for your child from their class/set teacher, photos and news.

